

# Motivating unmotivated Students

Jennifer Finger, MSW, LCSW



# Acknowledge Race




# Some ideas to keep in mind

- There is no easy answer of secret weapon
- Each child is different
- Each educator is different
- These are ideas for grades k-12

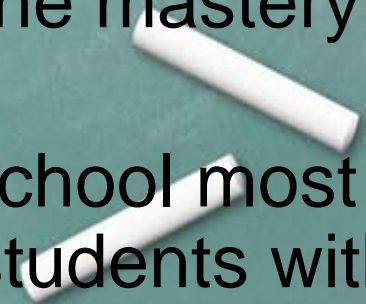


# Required Basic Beliefs

1. All students are capable of learning when they have the academic and personal tools to be successful.
2. Students are inherently motivated to learn to be unmotivated when they repeatedly fail.
3. Learning requires risk taking, so classrooms need to be safe places physically and psychologically.



# Beliefs continued

4. All students have basic needs to belong, to be competent, and to influence what happens to them. Motivation to learn most often occurs when these basic needs are meet.
  5. High self-esteem should not be a goal, but rather a result that comes with the mastery of challenging tasks.
  6. High motivation for learning in school most often occurs when adults treat students with respect and dignity.
- 

# 6 tenants to increase motivation

- Emphasizing effort
- Creating hope
- Respecting power
- Building relationships
- Expressing enthusiasm
- Media and movement = motivation



# Emphasizing Effort



# Make sure that grades reflect effort

- Give points for problems tried
- Give points for attendance
- Give points for participation



Emphasizing effort

The relationship between  
achievement and effort



# Christen Moore's secret to always passing a class

- Attend (sit in the front)
- Do every assignment
- Ask for extra work



# The three R's

- Retake
- Redo
- Revise



# Give a reason for effort

- A well know principal of human behavior is that when we ask someone to do us a favor, we will be more successful if we provide a reason
- “ Do at least 5 math problems because that is the fewest number for practice that really makes us remember how to solve these problems”



# Put Effort into Writing

- Goal sheets
- Contracts



# Celebrate Markers and Endings

- Pizza parties can really work!
- Applause is great
- Certificates of achievement



# Make Homework a Bonus

- Provide points
- Only mandatory if not passing quizzes
- Required and optional HW



# Reflection

1. For students who are unmotivated in school what do you think motivates them in other areas of their lives?
2. When you are faced with challenges in your life, what do you do to muster up the effort to get the job done?



# Creating Hope

- Believing that you can climb the mountain
- Differentiation is key!



Ensure Adequacy of basic  
skills



# Show how Achievement Benefits Their Lives.

- Mentor programs
- Guest speakers
- Job shadowing
- Show them the numbers



# Teach the power of positive affirmations

- I am my own person and make my own decisions
- I am making good decisions
- I can smile and feel good whenever I want
- I can ask questions when I have them because I am confident and smart



# Acknowledge your mistakes

- Remember mistakes you made at their age
- Model how to take ownership
- Model how mistakes do not define a person



# Help Students develop personal goals

1. Determine a goal and time frame
2. Write out the steps
3. Decide on a reward or many small rewards
4. Check you plan with an adult
5. Do steps one at a time



# Teach individual learning processes

- Help them to understand the different way that people learn



# Mel Levin's Work



# A quiz to inspire hope

- Adopted from 101



# Are you smarter than a 5th grader?

- G
- H
- M
- B
- L
- N
- A
- K
- I
- O
- C
- E
- J
- D
- F



# Reflection

1. Remember a former teacher who made you feel special. Picture that person and write down what it was that they said or did that made you feel special.
2. Think of a student who is not living up to his potential. What would it take for you to become that special teacher in his life?



# Respecting Power



# Involve students in Rules and Consequences

- Have the class brain storm class rules consequences and rewards



# Defer to student power

- Let them know that they have the power to make good choices
1. “We both know that you have the power to\_\_\_\_\_.”
  2. “Thanks for using it.”



# Ask For an Opinion

- Ask them about what topic to cover in a certain class
- Ask them what you could do to get more students to follow a specific rule



Have Them Teach a Lesson



# Use the PEP Method

- Privacy
- Eye Contact
- Proximity



# Call home to problem Solve

- This means the student not the parent
- Don't be afraid to call home more than once
- Remember to call home with praise when it is working well



# Offer real choices

- Keep in mind the outcome that you desire
  - “Answer 3 of the 6 problems.”
  - “I know that you have the power of when your work gets done. Would you like to do it now or choose to have your work time during recess?”



# Reflection Time

1. List all of the classroom responsibilities that you face tomorrow. Put an asterisk next to those that you must do yourself. Assign all the others to your students, particularly to those who seek power in an appropriate ways.



# Building Relationships



# Building Relationships

- Be honest and quenuine
- Remind students that they are most important that what they do




# Know their inspirations and aspirations


- Do personal interview with your students
- Have students do their own interviews



# Ideas for interview questions

1. What is your favorite way to spend time after school?
  2. What is your idea of a perfect vacation?
  3. What do you collect?
  4. What is your most important possession and why?
  5. If you could write a book about anything what would it be?
  6. What is subject or an area of interest that you would like to know more about.
- 

# Be open to their feedback

1. “What can I do to be a better teacher for you?”
  2. “How can I help you be successful?”
  3. “Two things that I say or do that you think that I should continue doing?”
  4. “Two things that I say or do that you which I would do less of are?”
- 

# Send notes to students

- Notes can be delivered in school or at home
- They can be only to the student or also to the parent
- They should always start with something positive and then followed by a concern or question
- Offer continuous conversation




# Use Humor

- Many students see use as inhuman
- Humor is a universal language



# The Letterman Top 10 Reason to go to school

10. If you've never been caught passing notes in school there is a job for you at the FBI
  9. If you survive a school sponsored field trip, you should be favored to win the next "Survivor"
  8. If you can leave the principal's office without crying, you will laugh at Simon when he says you were lousy
  7. By learning to wake up quickly and dress in less than a minute to get to school, you'll qualify as a great firefighter
- 

# Top 10

6. By learning to ride your school's bus system you'll be ready for the New York Subway system
5. By carrying heavy backpacks through school hallways, you'll be conditioned to move your own furniture throughout your lifetime
4. By mastering the art of pretending to be interested, you will be prepared for years of dating conversations



# Top 10

3. By learning to accept you teachers' criticism, you can laugh when Donald Trump says, "You're Fired"
2. By waiting for bathroom breaks, you will be able to train your bladder to endure long business meetings
1. By learning to consume cafeteria food, you will be able to win the food competition in "Fear Factor"



# Now it is your turn!

- Everyone create at least one reason why student should come to school.....

(You can do this with your class and watch you list get better and better every year.)



# Expressing Enthusiasm



You have to love what you  
teach!



# Some ideas

- Dress in character
- Encourage drama as a form of expressing knowledge
- Teach through food
- Have special theme days
- Use sports



# Reflection?

1. Within your subject or grade level what do you enjoy teaching?
2. How can you inspire that love in your students?



# The 2 M's

- **Media**
- **Movement**



# Media

- Powerpoint
- Music
- TV
- Movies



# Movement

- Dance
- Charades
- Hands on activity
- Group building activities
- Trust building activities



# Allow movement that does not interfere with the learning environment

- Allow breaks
- It's O.K. for children to stand at their desks
- Experiment with fidget toys



# Reflection

1. How are you already using media and movement in your classes?
2. What could you add?



Questions?



# Contact info

- [Jfinger2@cherrycreekschools.org](mailto:Jfinger2@cherrycreekschools.org)
- 720-554-4463
- 303-765-1677

